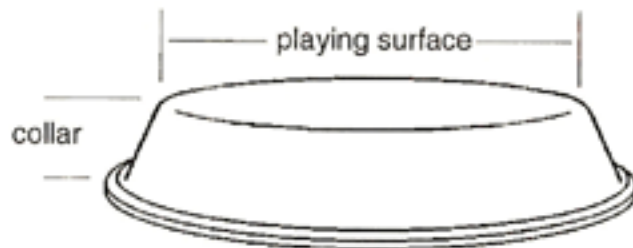


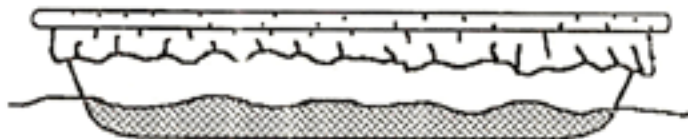
FITTING YOUR PRE-MOUNTED HEADS

NOTE: TOCA PREMOUNTED CONGA AND BONGO HEADS WILL FIT TOCA DRUMS ONLY.

Make sure that you have the right head for the right drum. By measuring the playing surface (top of the head) you will know what size drum you have.




After determining size and you have correct size premounted head, you should turn over the head, with playing surface down, and float it in warm water for at least 1 hour. Make sure that it does not sink, because there is a metal hoop inside the fold of the skin.



After soaking, and after you have removed the old head, take the metal outer hoop and fit new head into it. Then put it on the drum.

Reinstall tuning rods (that you took off the drum to take off old head) and tighten until you have a low tone.

Make sure when you tighten the rods that you keep the collar even, by tightening rods all the way around the drum.



After you have accomplished all of the above, rub hand lotion (containing lanolin) on the skin and let it dry over night, before tuning drum, (see Care and Feeding information for tuning pitches).